

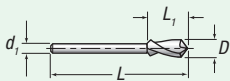
Size 01



Ø mm	Insert drills		Pilots
	B	LB	F
	HSS	HSS	
	Tol.h8 Flute 12 mm	Tol.h8 Flute 17 mm	Tol.c9
	Part No.	Part No.	Part No.
2,4			01F-02,4
2,5	01B-02,5	01LB-02,5	01F-02,5
2,6			01F-02,6
2,7	01B-02,7		01F-02,7
2,9			01F-02,9
3,0	01B-03,0	01LB-03,0	01F-03,0
3,2	01B-03,2	01LB-03,2	01F-03,2
3,3	01B-03,3	01LB-03,3	01F-03,3
3,4	01B-03,4		01F-03,4
3,5	01B-03,5	01LB-03,5	01F-03,5
3,6	01B-03,6		01F-03,6
3,7	01B-03,7	01LB-03,7	01F-03,7
3,9			01F-03,9
4,0			01F-04,0
4,2			01F-04,2
4,5			01F-04,5
4,8			01F-04,8
5,0			01F-05,0
5,3			01F-05,3
5,5			01F-05,5
6,0			01F-06,0
6,4			01F-06,4
6,5			01F-06,5
6,6			01F-06,6
6,8			01F-06,8
7,0			01F-07,0
7,5			01F-07,5
8,0			01F-08,0

Ø mm	Counterbores and countersinks	
	W	T
	HSS	HSS
	Tol.p8 Flute 16 mm	Tol.x9 Flute 16 mm
	Part No.	Part No.
5,0	01W-05,0	
5,5	01W-05,5	
5,9	01W-05,9	
6,0	01W-06,0	01T9-06,0
6,3	01W-06,3	01T9-06,3
6,4	01W-06,4	
6,5	01W-06,5	
6,7	01W-06,7	01T9-06,7
6,8	01W-06,8	
7,0	01W-07,0	01T9-07,0
7,3		01T9-07,3
7,5	01W-07,5	
8,0	01W-08,0	01T9-08,0
8,3		01T9-08,3
8,5	01W-08,5	
8,6		01T9-08,6
9,0	01W-09,0	
9,4		01T9-09,4
9,5	01W-09,5	
10,0	01W-10,0	01T9-10,0
10,4	01W-10,4	01T9-10,4
10,5	01W-10,5	
11,0	01W-11,0	
12,0	01W-12,0	
12,5	01W-12,5	
13,0	01W-13,0	
14,0	01W-14,0	
15,0	01W-15,0	
16,0	01W-16,0	

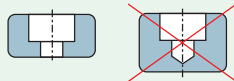
B and LB



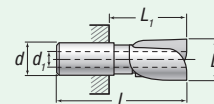
Important!

It is important to note that when combining insert drills with countersinks, the drill must break through the work piece before secondary cutting commences and must not be used in blind holes.

Type	d_i	L	L_i
B	2,4	47,0	12,0
LB	2,4	52,0	17,0

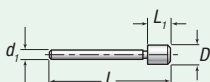


W



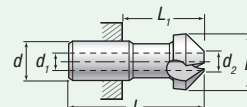
Type	d	d_i	L	L_i
W	7,0	2,4	28,0	16,0

F



Type	d_i	L	L_i
F	2,4	40,0	6,0

T



Type	d	d_i	d_{min}	L	L_i
T	7,0	2,4	2,7	28,0	16,0

Size 01



Tool holders

A

Shank	Part No.
MK1	01A-MK1
Ø6	01A-06
Ø10	01A-10



Tool holders

S

With rotating depth-stop

Shank	Part No.
MK1	01S-MK1
Ø10	01S-10



Set

Part No. 01P / M3-M6

Counterbores type W, Ø mm	Pilots type F, Ø mm	Tool holders
5,0	2,4	01A-06 mm
5,5	2,5	
6,0	3,0	
6,5	3,2	
7,0	3,4	
7,5	3,5	
8,0	3,6	
8,5	4,0	
9,0	4,2	
9,5	4,5	
10,0	5,0	
10,5	5,5	
11,0	6,0	
	6,5	
	6,6	
	7,0	

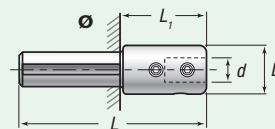


Tool holders

DS

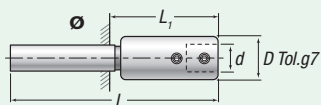
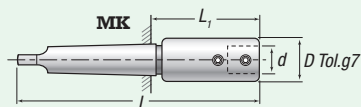
Shank	Part No.
Ø10	01DS-10

01DS



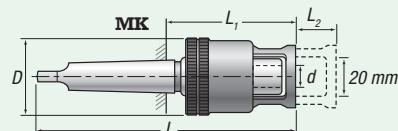
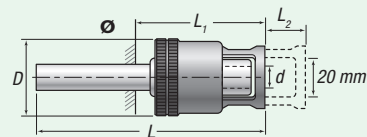
Type	D Tol. g7	d	L	L ₁	Shank
01DS-10	14	7	54	25	Ø10

01A



Type	D Tol. g7	d	L	L ₁	Shank
01A-MK1	14	7	120	58	MK1
01A-06	14	7	86	45	Ø6
01A-10	14	7	86	45	Ø10

01S



Type	D	d	L	L ₁	L ₂	Shank
01S-MK1	30	7	120	59	16	MK1
01S-10	30	7	88	59	16	Ø10